

UC32.16CP

The UC32.16 is a programmable controller, with 8 Universal Inputs and 8 UniPut™ + Relay channels.

Remco's UnitronUC32.16 is ideally suitable for the smallest to the largest projects in Cathodic Protection, Corrosion & Structural Monitoring and Environmental Monitoring & Control etc.



- 8 UniPuts™ + Relays

hardware connections that can be used as inputs, outputs, or relays (software selectable)

- 8 Universal Inputs

hardware connections that can be used as analog or digital inputs (software selectable)

- Up to 63 controllers per fieldbus

up to 255 net controllers per dial-up, totalling over 257 thousand control points per network

- Flash upgradeable firmware

- Time-stamped datalogs

for increased flexibility and longer monitoring times

- 1024 strategy block

- 64 datalogs with up to 1023 entries per datalog

- Powerful Diagnostics

with rapid error-free commissioning technologies

The **UC32.16** controllers are part of the **UnitronUC32** range of products, which offers the following benefits:

Unique Flexibility with UniPuts™

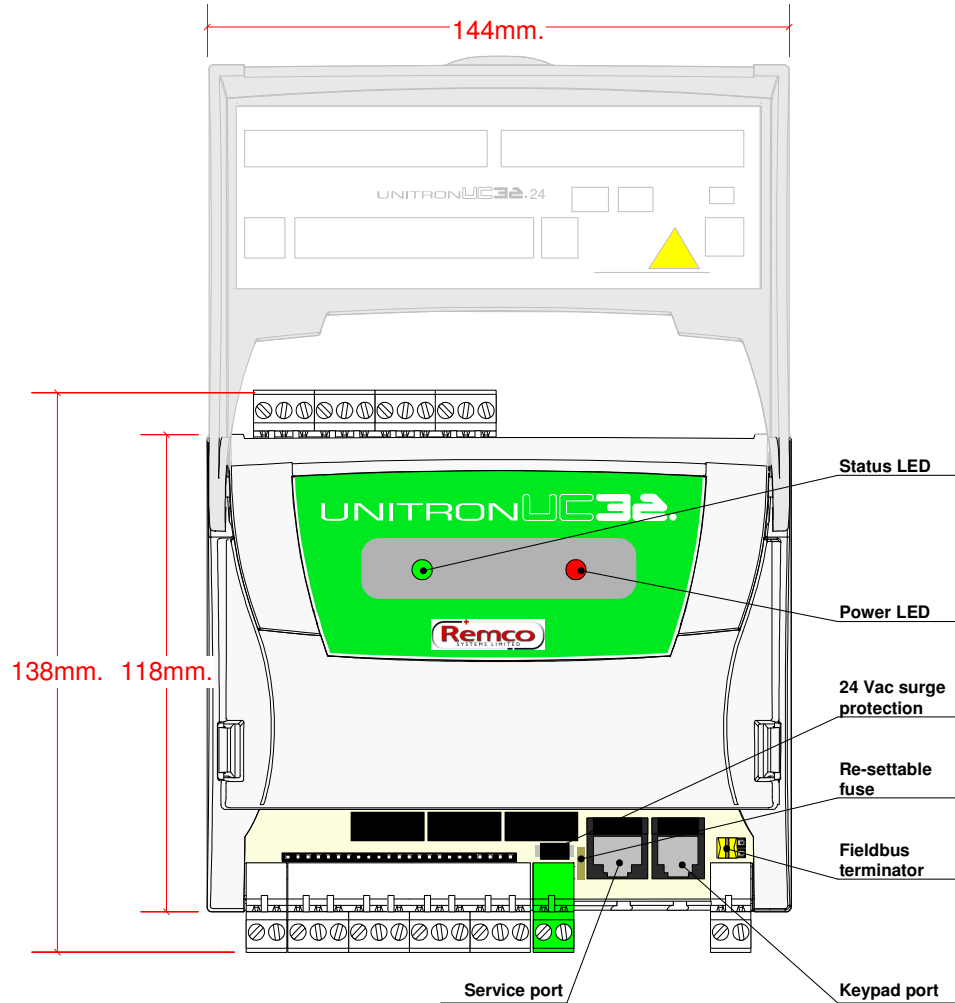
The **UnitronUC32** range uniquely presents **UniPuts™** - a revolutionary answer to flexible point configuration, offering maximised utilisation of controller capacity along with flexibility in strategy changes. Built on a modern web-based architecture, the **UnitronUC32** range has a wide application scope with the flexibility of being stand-alone or network enabled.

Cost Effective, low entry point for building control





The **UnitronUC32** range offers reduced costs in terms of training, implementation, rollout and maintenance. Modular, extendible packages along with low installation costs mean a low entry point for structural control. The future-proof **UnitronUC32** range provides forward & backward compatibility, meaning an effortless upgrade path for existing **Unitron** Systems.

Highly programmable and extendable through web-enabled technology

The **UnitronUC32** range offers an advanced web-based 32-bit architecture, with advanced programmability through **the Unitron Engineering Centre**. Inbuilt diagnostics, along with expanded data logging and strategy storage, is further enhanced by **Uniputs™**, offering up to 8 Universal inputs, up to 8 **Uniputs™** (AI/DI/AO/DO) and up to 8 **Uniputs™** with relays.



Note:

- In the keypad version of this controller,
- 1) pressing the  and  buttons simultaneously causes the display to toggle between **Configuration** and **Program** modes.
 - 2) pressing the  and  buttons simultaneously changes the contrast of the LCD screen display.



Status LED

(green/orange)
When GREEN, this LED indicates the CPU status.
When ORANGE, this LED indicates that *Manual Override* is active.

Power LED

(red)

Fieldbus Terminator

-  OFF
(fieldbus not terminated at this controller)
-  ON
(fieldbus terminated at this controller)

Specifications:
MECHANICAL

Size (excluding terminal plugs)	144 x 118 x 65 mm (5.7 x 4.7 x 2.6")
Enclosure	Injection moulded ABS
Mounting	DIN rail

ENVIRONMENT

Note: This equipment is intended for field installation within another enclosure.

Ambient Temperature	0° - 66°C (32°-151°F) ambient.
Ambient Humidity	0% - 90% RH non-condensing
EMC Immunity	EN 50082-1
EMC Emission	EN55011 Class B

WIRING

Note: Use Copper or Copper Clad Aluminium conductors only.

Termination	PCB mounted plug terminal connections.
Conductor Area	Max: AWG 12 (3.09 mm ²) Min: AWG 22 (0.355 mm ²)

ELECTRICAL

Supply Requirements	24 V AC +/- 20% 50/60 Hz
Transformer Rating	with UCKRA420: 20 VA without UCKRA420: 15 VA
Power Rating	10 Watts maximum
Fuse Rating	1 A resettable

PROCESSOR

Type	Hitachi (Renasas) SuperH SH17034 32-bit RISC
Clock Speed	20 MHz
Operating System Memory	512K flash
User Programmable Memory	512K RAM Battery backed for 2 years minimum plus 256K flash
Real-Time Clock	Battery backed for 2 years minimum

INPUTS/OUTPUTS

8 Universal Inputs (Points 1 - 8)	(Software selectable Interfaces) Active Input 0 – 10 V @ 182 K Ω . 16 bit resolution. Passive Input for a large range of sensors, Reference Electrodes are recommended @ 16 bit resolution. Active Current Input 0 – 20 mA @ 390 Ohms. 10 bit / 16 bit resolution. Digital Volt-Free contact @ 1 mA continuous. Pulse Counting up to 20 Hz, minimum pulse width 25 mS. 40 samples/second Potentiometer input (0 K Ω -10 K Ω , 1 K Ω - 11 K Ω etc).
--------------------------------------	---

The following UniPut™ features are available with .s32 format strategies created with the Unitron Engineering Centre:

8 UniPuts™+Relays (Points 17 - 24)	(Software selectable interfaces) Active Input 0 – 10 V @ 40 K Ω . up to 64 bit resolution. Active Output 0 – 10 V @ 20 mA max load. Digital Volt-Free contact @ 25 mA not continuous. 24 Vac Detect NO 24 Vac Relay contacts, 2 A continuous/ 15 A inrush
---------------------------------------	---

COMMUNICATIONS

RS232 service port	@ 1K2, 2K4, 9K6, 19K2 or 38K4 Baud (defaults to 9K6) [cable: CC20/CAB]
Fieldbus RS485 port	@ 1K2, 2K4, 9K6, 19K2, 38K4 or 76K8 Baud (defaults to 38K4)
Keypad port	@ 9K6 Baud, RJ11 socket
Modem	Modem connection supported through RS232 service port [cable: CC31/CAB]

INTERFACE

Software	Unitron Command Centre Unitron Engineering Centre WebLink
Remote Keypad	UCKRA420 Serial Text Keypad connected via RJ11 port Maximum cable length 50m

SOFTWARE FEATURES

Configuration Mode (Accessible via Internal or External Keypad/Display device.)	
Time Stamped Datalogs	
Firmware upgrading via Service port	
Maximum Number of Analog Points	1024
Maximum Number of Digital Points	1024
Maximum number of strategy blocks	1024
Maximum number of Datalog Modules	64
Maximum Controller Address	63
Maximum Datalog capacity (standard)	1023 entries per Datalog
Maximum Datalog capacity (time-stamped)	512 entries per Datalog

